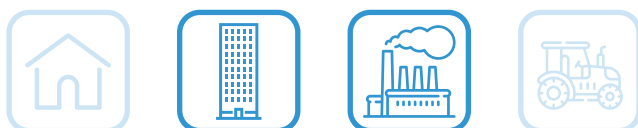


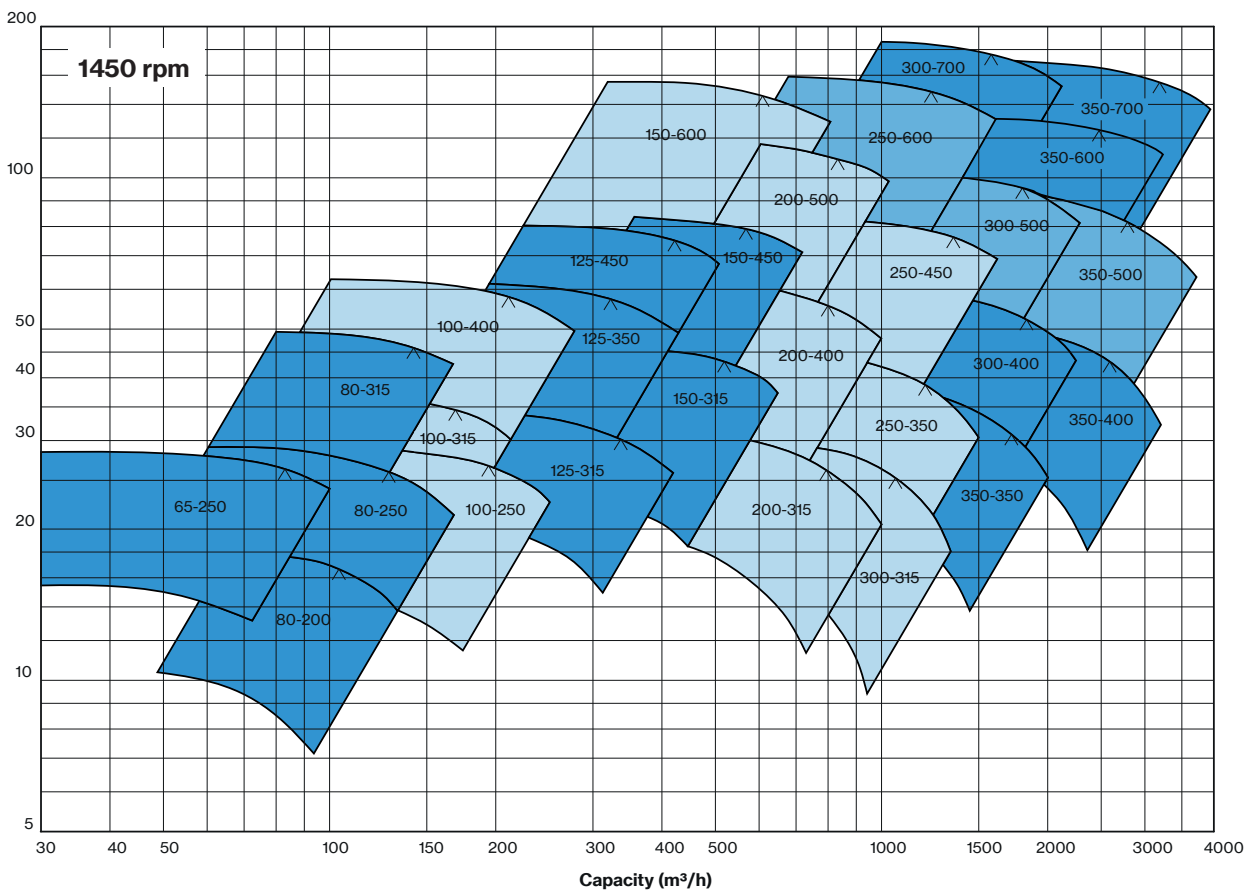
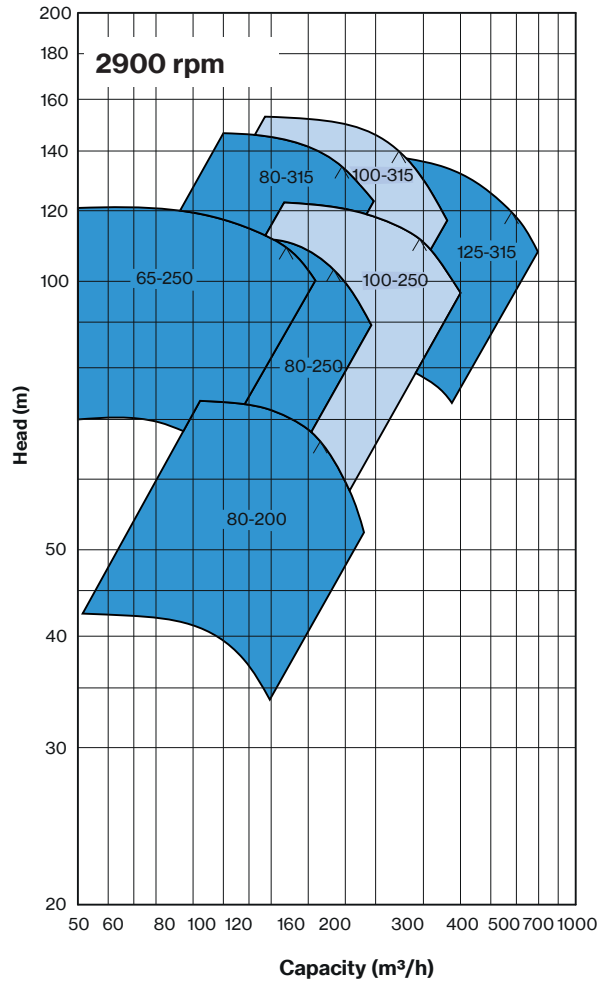


Horizontal axial split case single stage centrifugal pumps with in-line inlet and outlet. The double suction impeller design provides hydraulic balance to enhance bearing life span.

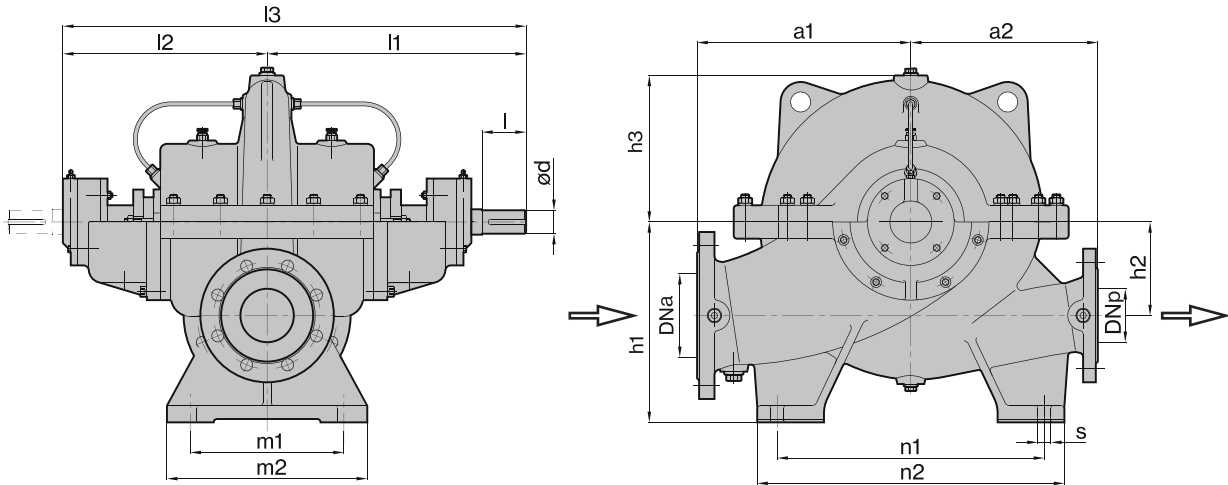
Construction features

Flow rate	up to 4000 m ³ /h
Pressure	up to 180 m
Temperature	from -10 °C to +110 °C
Rotation	1450 - 2900 rpm
Standard flanges	conform to EN 1092-2/ PN 16 or PN 25
Discharge port	DN65-350 PN 16-25
Bearing lubrication	grease
Sealing	gland packing; also available with me- chanical seal
Impeller, casing and wear rings	cast iron, also available in bronze or stainless steel
Performance tolerance	ISO 9906-3B





PSC



TYPE	DIMENSIONS (mm)																			Kg
	PNa	PNp	DNa	DNp	ød	l	l1	l2	l3	a1	a2	h1	h2	h3	n1	n2	m1	m2	s	
65-250	16	16	100	65	35	80	400	310	710	320	280	300	140	200	400	460	230	300	20	165
80-200	16	16	125	80	35	80	400	310	710	320	280	300	140	200	400	460	230	300	20	165
80-250	16	16	125	80	35	80	400	310	710	320	280	300	140	200	400	460	230	300	20	175
80-315	16	16	125	80	35	80	400	310	710	360	300	300	140	260	400	460	230	300	20	197
100-250	16	16	150	100	42	90	450	350	800	360	310	355	170	235	400	480	280	340	20	220
100-315	16	16	150	100	42	90	450	350	800	360	310	355	170	250	400	480	280	340	20	230
100-400	16	16	150	100	42	90	450	350	800	420	370	355	170	300	460	540	280	340	20	290
125-315	16	16	200	125	55	120	555	420	975	420	370	400	200	280	460	540	320	380	22	330
125-350	16	16	200	125	55	120	555	420	975	470	450	400	200	300	540	660	320	380	22	380
125-450	16	16	200	125	55	120	555	420	975	500	450	400	200	350	540	640	320	380	22	410
150-315	16	16	200	150	55	120	555	420	975	470	400	400	200	310	540	640	320	380	22	395
150-450	16	16	200	150	55	120	555	420	975	500	450	400	200	365	540	640	320	380	22	430
150-600	25	25	250	150	65	130	645	500	1145	550	500	560	300	445	540	640	360	420	22	800
200-315	16	16	250	200	65	130	645	500	1145	500	450	500	240	315	540	640	360	420	22	570
200-400	16	16	250	200	65	130	645	500	1145	500	450	500	240	360	540	640	360	420	22	575
200-500	16	16	250	200	65	130	645	500	1145	550	500	560	300	380	620	720	360	420	22	700
250-350	16	16	300	250	65	130	645	500	1145	600	500	600	300	390	620	720	360	420	22	682
250-450	16	16	300	250	65	130	645	500	1145	600	500	600	300	415	620	720	360	420	22	780
250-600	25	25	300	250	80	170	720	540	1260	650	550	600	300	430	620	710	415	485	26	1190
300-315	16	16	350	300	65	130	645	500	1145	600	500	630	300	400	620	700	360	420	22	700
300-400	16	16	400	300	75	140	770	615	1385	700	550	710	350	450	720	800	420	520	26	1125
300-500	16	16	400	300	85	170	755	585	1340	700	750	710	350	425	700	800	420	520	26	1500
300-700	25	25	400	300	100	180	865	675	1540	750	800	710	350	470	720	880	420	520	26	1650
350-350	16	16	400	350	75	140	770	615	1385	700	550	670	350	450	720	800	420	520	26	1100
350-400	16	16	500	350	75	140	770	615	1385	800	600	800	380	500	800	960	500	600	26	1400
350-500	16	16	500	350	80	170	755	585	1340	800	600	800	400	435	740	900	500	600	26	1435
350-600	25	25	500	350	80	170	825	650	1475	800	600	800	400	510	800	900	500	600	26	1435
350-700	25	25	500	350	100	180	865	675	1540	850	750	850	450	525	720	880	500	600	26	2000